



2023 Member Survey

Sam Scott and Pete Lewis

Feedback To: ncssa.teams@gmail.com

11/29/2023

Participants

- 126 Responses

“What is your role?”


Player




Manager



Assistant Manager



Other

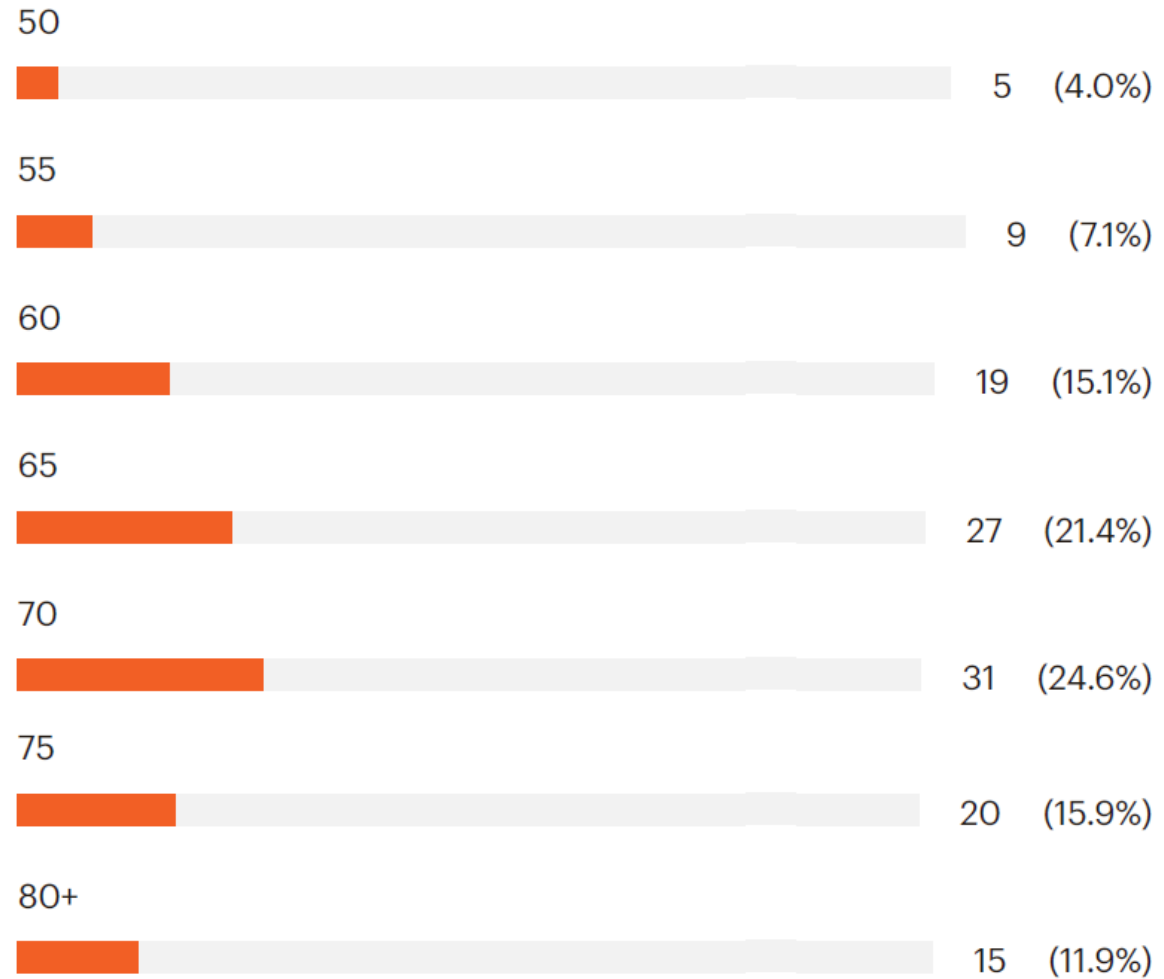


Participants

- 126 Responses

11/29/2023

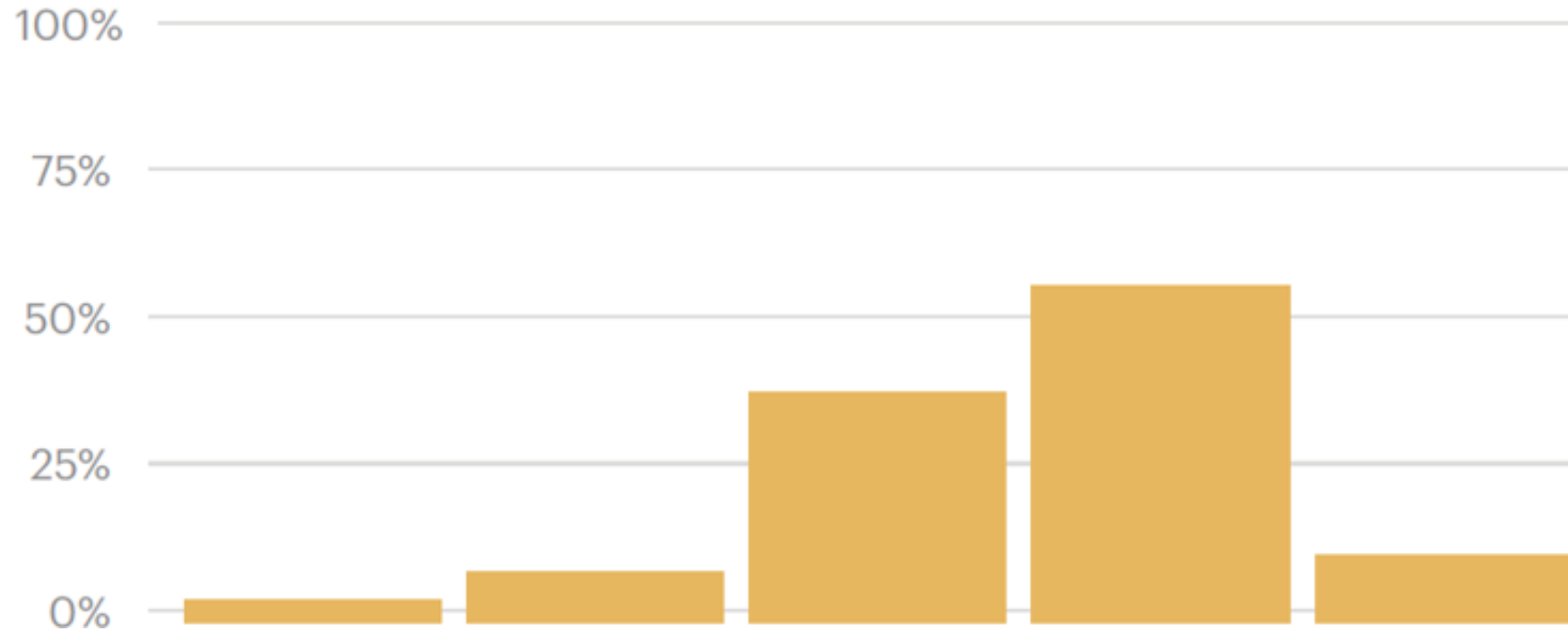
“What age group do you typically play?”



Average Age Group 68

NCSSA Overall Ranking

Average 3.6



Ranking

1

2

3

4

5

Responses

4

9

41

60

12

11/29/2023



Tournament Length

• One Day – 3 games	3 (2.4%)	}	One Day – 13 (10%)
• One Day – 4 games	10 (7.9%)		
• Two Day – 4 games	36 (28.6%)	}	Two Day – 113 (90%)
• Two Day – 5 games	77 (61.1%)		

Explanation of Terms used in Summary



- **Team Groups/Ranking**
 - **Per Rule # 22**
 - **Highest Groups: 0, 1, 2**
 - **Lowest Groups: 13, 12, 11**
 - **Most: 70% or more**
 - **Many: 50% to 70%**
 - **Some: 20% to 50%**
 - **Few: 20% or less**

What does
NCSSA do
well?

- **Why Play NCSSA Tournaments**

- Local (22)
- Fair Price (21)
- Competition (20)
- Practice (15)
- Camaraderie (12)

- **Costs**

- Most thought reasonably priced
- Few thought overpriced for what we get
- BLD Cost too High

What does NCSSA do well?

• What does NCSSA do well or poorly?

- Too many cancellations (10)
- Well Organized (7)
- Umpiring generally good
- 5 games per tournament preferred
- Brackets mixed opinions; good+ and bad
- Ranking mixed opinions; bad+ and good
- Field Maintenance needs to be better


Tournament Format



Round Robin (current NCSSA, play every team)



Double Elimination (3 game guarantee)



Seeding games with playoff (current SSUSA)

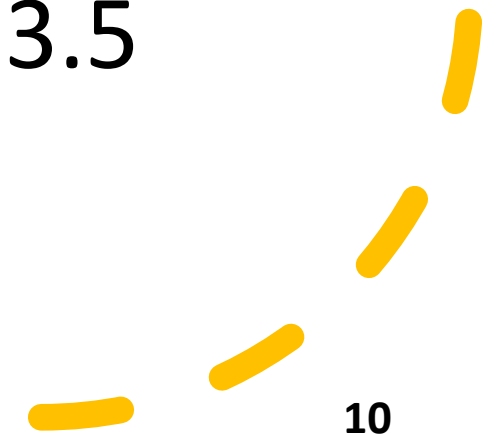


Factors when Selecting Tournaments

Factors

- Competition: 4.3
- Facilities: 4.1
- Field Conditions: 4.5
- Location: 4.0
- Tournament Director 3.5

Scale of 1 to 5 (Most Important)



Preferred Locations

Rank	Location	Responses
1	Sacramento	38
2	Pleasanton	30
3	Manteca / BLD*	29
4	Elk Grove	18
5	Hayward	16
6	Tracy	15
7	Turlock	10
8	Bay Area	9
9	Yuba City	9
10	Folsom	7

* 8 Responses NOT BLD

Other Locations with Multiple Responses: Lodi, Fremont, San Jose, Lincoln, Redwood City, Ripon, Carson City, Dublin, Fresno, Livermore, Reno, Brentwood, Concord, Medford, Modesto, Stockton and Twin Creeks

Awarded Runs

Group Equalizer


Yes - the awarded runs create a fair game



No - more runs should be given to the teams



No - less runs should be given to the teams



Rosters & Players

Current: Roster Size 22, unlimited changes @ no cost, 2 Add-on's per tournament, Players can be on any two teams

- 55% support current rules
- Enforcement of Current Rosters Rules
- Roster Size
 - Keep same at 22 Players- Most
 - Reduce to 18 or 20- Few
 - Spread Talent
 - Increase to 24+ - Few
 - To get more teams to enter tournaments

Rosters & Players

- **Add-On's**

- 2 per tournament (current)- Most Agree
- Same or Lower Group Only- Many Agree
- Adding Higher Ranked Players should change Teams Group Number and Awarded Runs for tournament

- **Players**

- Can play on 2 rosters (current)- Most Agree
- Limit players to one team per age group- Few
- Rank Players
 - By NCSSA Group- Many Agree
 - Use SSUSA Ranking System (AAA, Major)- Some

Rules

Desired Rule Changes (121 suggestions)

- Use SSUSA rules
- Go back to 4 Balls - 3 Strikes
- Pitching Screens
 - Optional or Required
 - All Ages or Older Groups
- Home Runs:
 - Out or Foul Ball instead of Walks
 - Match SSUSA limits
- Brackets
 - No more than three different groups (4, 5 & 6)
 - 10-year difference maximum (55, 60 & 65)

Rules

Desired Rule Changes

- Add-On Restrictions
- Awarded Runs spread over innings
 - Prevents teams from delaying game
 - Huge deficit – trailing 10-0 or 12-0 before first at bat
- 11th player removed from 65+ Teams
- 7 Inning Games- Extend Game Time
- Bigger Strike Matt
- Rule 23 (50% tournament wins gives 5 extra runs)
 - Removed after re-ranking.
- Special Age Group rules
 - Run Through
 - Expanded Rosters
 - Pitching Screens
 - 73-Year-olds allowed to on play in 75+ Team

Ranking

- **Overall Ranking System** (97)

- Positive = 38
- Neutral = 50
- Negative = 9

- **Teams should be Ranked by**

- Ability not by age
- Tournament wins
- Win-loss record

- Age group only rankings
- SSUSA Ranking

Ranking

• Ranking Improvements

- Significant rosters changes require re-ranking
 - 4 or more players?
- Ranking Committee
 - Rank own age/skill levels
- Limit sandbagging teams
- 15-year rule for brackets
- Brackets less than 3 groups

Improvements

Opportunities

- Less Cancelled Tournaments
 - Fewer Tournaments (more teams enter others)
 - Tournament/Tournament Director Oversight
- Fair Brackets
 - Limited Groups per Brackets (3 groups)
 - Add-On's from equal or lower groups
- Different Tournament Locations
 - Bay Area, Pleasanton
 - New Tournament Directors
- More Diverse Ranking Committee
 - All ages and groups represented
- Timely, Better Team Awards

Opportunities

- More 1-Day Tournaments
- Brackets and Results out sooner
- Schedule
 - Target Age Groups
 - SSUSA Alignment (too close)
- Encourage New Younger Teams for future growth
- Field Prep needs to be improved
- Food at Venues
- Better Ball (New and Back-up)

Improvements



Feedback To:
ncssa.teams@gmail.com